

## DURADERM® SPORT

WOUND CARE POLYMER

### Instructions for Use FOR EXTERNAL USE ONLY

#### INGREDIENTS

Organic polymer in methylene chloride organic solvent

#### INTENDED USE AND PRODUCT DESCRIPTION

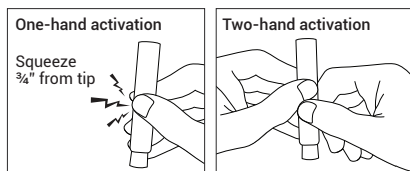
- DuraDerm SPORT is indicated as a protective covering over minor wounds that are clean and dry
- DuraDerm SPORT provides an organic, clear, elastomeric, flexible, water resistant, non-odorous film for covering minor wounds, cuts, abrasions, burns and scrapes
- The film protects the wound against water, dirt and germs and is not intended as a treatment or cure for all types of wounds
- The elastomeric properties of the film help protect in body regions where flexing, bending and creasing skin occurs

#### PREPARATION

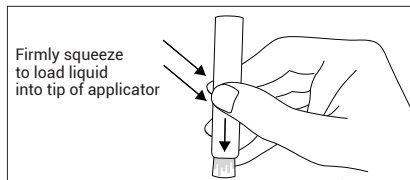
- Before applying DuraDerm SPORT remove any moisturizers, lotions, soaps or creams thoroughly, clean and dry the skin
- Protect sensitive areas, such as stomas and mucous membranes (mouth, eyes and inner nose)
- Depending on the nature of the skin injury, some people may feel a strong warming sensation as DuraDerm SPORT actively kills pathogens on contact

#### APPLICATION

- Remove protective blue cap to expose the tip of the applicator
- Point tip toward the ground, firmly squeeze the middle of the applicator (with your thumb and forefinger) to activate the inner vial. You will hear and feel the 'pop' of the vial activating



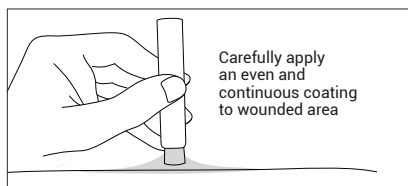
- Continue to hold the applicator upside down and begin firmly applying pressure on the tube to load DuraDerm SPORT through the filter and into the tip



- Applying more pressure will deliver more fluid to the applicator tip, but be cautious of over-squeezing
- To slow down the flow, release pressure on the stick

#### APPLICATION, CONTINUED

- When tip is saturated, apply the liquid evenly on and around the wound
- Cover an area that extends beyond the edges of the wound



- When used at room temperature, DuraDerm SPORT will dry within approximately 30 seconds and form and polymerize into an elastomeric barrier
- Inspect film to be sure a complete, continuous covering of the wound and surrounding area has occurred
- DuraDerm SPORT will cover an area approximately 5 inches by 5 inches
- Ensure that DuraDerm SPORT has completely dried before covering with clothing, additional dressings, adhesives or athletic tape
- Depending on skin type, humidity, activity level and friction on the application surface, DuraDerm SPORT will naturally wear off over 24 to 72 hours but can last up to 8 days when covered with additional dressing and/or areas that receive less friction and use
- You may begin to see raised edges of the DuraDerm SPORT polymer after swimming, showering or physical activity
- Additional layers may be applied if the dry film begins to slough off or peel around the edges

#### REMOVAL

- To remove the film, wash the area with soap and water and gently peel off starting at the outer edges

#### DISPOSAL

- Throw away applicator into standard waste after use

#### STORAGE

- Store at room temperature between 68-77°F
- Do not expose product to direct sunlight

#### CAUTION

- For external skin use only.
- Do not use on deep or infected wounds or puncture wounds. Contact a physician for deep, puncture or infected wounds, animal bites, redness, swelling or pain
- Inhalation of the contents may be harmful or fatal
- Keep away from children, do not use near eyes, mouth or nose. In case of ingestion, obtain medical assistance immediately

#### CONTENTS

- 1.4mL sterile, single patient use applicator
- The product is comprised of a crushable glass ampoule contained within an outer plastic tube with an attached cotton tip applicator